

VRLA / SLA Battery series is designed with AGM (Absorbent Glass Mat). In High Performance Plate with Anticorrosion Powder in Purify Electrolyte. Innovation Design of Fully Maintenance Free in Float Life 5 years. This is Highly Suited to Backup Applications in UPS/EPS, Security Alarm System, Emergency Light and other applications

Feature

- Smart UPS Battery Design up to 10%
- Battery Capacity 120Ah / 3420W-5min
- AGM/SLA - Seal Lead Acid Battery
- Maintenance Free Battery Operation
- Non-Spillable Construction Design
- ABS container & Cover UI94HB-0
- Safety Value in explosion proof
- CE & UL Product Certification
- ISO9001 & ISO14001 Certified Factory

Application

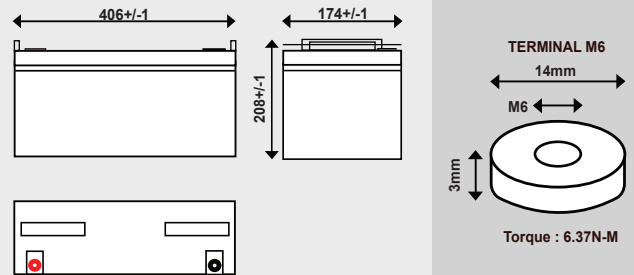
- UPS & EPS
- Emergency System
- Communication Eq.
- Security System
- Control Equipment
- Solar System
- Medical Equipment
- Cable TV & CCTV

Specifications

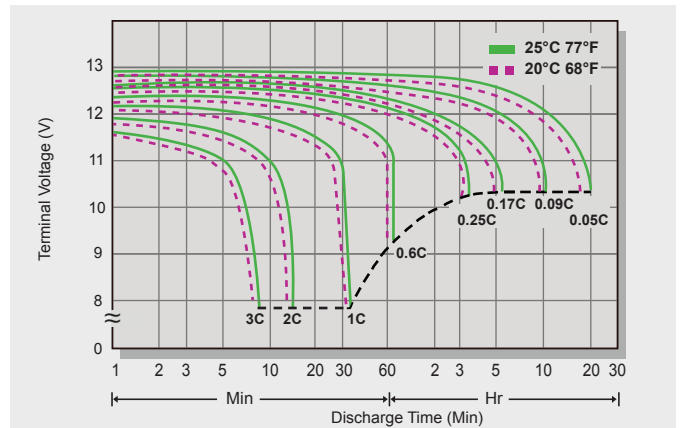
Voltage Normal	: 12 VDC	in 6 Cell
Capacity @20Hr	: 127.0Ah @6.35A/	76W
@ 5Hr	: 101.0Ah @20.3A/	233W
@ 1Hr	: 74.0Ah @74.1A/	828W
@15min	: 46.0Ah @186 A/	2046W (*UPS)
@ 5min	: 27.0Ah @319 A/	3420W (*UPS)
Max. Discharge	: 1600A	@14C
Max. Charge Current	: 36.0A	@0.3C
Internal Resistance	: Apporx. 4 mΩ	Full Charge at 25°C
Design Float Life	: 10 years	at 25 °C
Cycle Lift Service	: 1500 cycles	at DOD 25%
Float Charge Voltage	: 14.4-15.0V	(-30mV/°C) at 25°C
Cycle Charge Voltage	: 13.5-13.8V	(-20mV/°C) at 25°C
Operation Temp.	: Normal	25+/- 3 °C
	: Discharge	-15 – 50 °C
	: Charge	-15 – 50 °C
	: Storage	-15 – 50 °C
Self Discharge	: more than 6 Month	at 25°C
Terminal	: M6	
Container Material	: ABS UL94 HB-0	(Option :UL94V-0)
Physical	: 406x174x208mm	– 35 Kgs



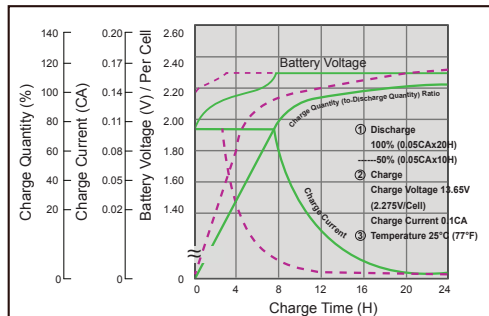
Dimension 406x174x208mm Weight = 35kgs @M6



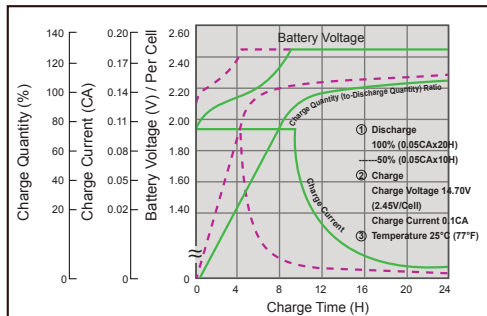
Terminal Voltage (V) and Discharge Time



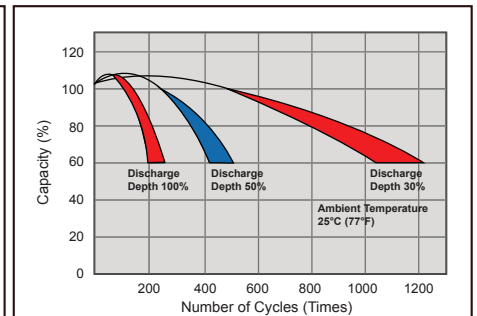
Battery Voltage and Charge Time for Standby Use



Battery Voltage and Charge Time for Cycle Use



Cycle Service Life



Constant Current(Amp) and Power (Watt/Box) Discharge Table

EWAVE.BRO-21.BATT GB12-120 / 3420W.Rev1.00.2019

VRLA-Battery Performance : %DOD, Constant Current, Constant Power (25°C / 10.2 F.V.)

Discharge Time	5 Min	10Min	15Min	20Min	30Min	60Min	2Hr	3Hr	5Hr	10Hr	20Hr
%DOD	22%	32%	38%	42%	49%	62%	70%	81%	84%	100%	106%
Cons.Current	319A	234A	186A	151A	118A	74.1A	42A	32.4A	20.3A	12.0A	6.35A
Cons. Power	3426W	2580W	2046W	1663W	1326W	828W	483W	371W	233W	144W	76W